



Vacation Guide

LIGHTNING LANE



Thank You for Being a Client

Your Business Means the World to Us

Our mission is to provide professional level vacation planning services so all you have to worry about is showing up, having fun, and creating family memories. We hope this vacation guide is helpful in navigating and using Disney Lightning Lane passes at Walt Disney World.



Thank you for being a client of 407&Beyond! We appreciate you booking your vacation with us and look forward to your upcoming Walt Disney World vacation!

Bruce Beil
Owner

Proud Members of

Cruise Line International Association
Since 2019



Where to Find Us

www.407vacations.com
www.407andBeyond.com



Preferred
Travel Agency

Table of Contents

06

Terminology

Defining important park terminology

07

Video Guide

Our video guide showing how to use My Disney Experience App

08

Pass Management

Take these steps to purchase and use Lightning Lane Passes

10

Q&A Page

11

Magic Kingdom

13

Epcot

15

Hollywood Studios

17

Animal Kingdom

We're Here for You!

**“I love getting to hear
the stories of our clients”**



Libby Garcia
Travel Agent

Libby Garcia
Travel Agent

I really enjoy working with families and helping them plan their vacations because I get to know them and personally recommend things based on my own personal experience and including what they might like. I feel like I created a level of friendship with some clients where we will chat about their trip or things they've made/brought for their trip and why they are looking forward to it, even sharing countdowns and what they are looking forward to the most on their trip. During their travels clients will even text me “OMG we did the tip you recommended and it was so magical!” and I absolutely love getting those texts and photos.

**“I love seeing the photos of our
clients enjoying their trip”**

Carla Williams
Travel Agent

I am so grateful for the opportunity to work as a travel agent for 407&Beyond and get to make clients dream vacations a reality. It is so fun to be involved in special trips such as anniversaries, birthdays and big family trips. One of the best parts of my job is hearing all about a client's vacation when they got back and why they can't wait to go again!



Carla Williams
Travel Agent

Walt Disney World Resort Map

Walt Disney World Resort

With four Theme Parks, two Water Parks, over 20 Disney Resort Hotels and an amazing shopping, dining and entertainment district, Walt Disney World Resort has more to offer than you could imagine.



Magic Kingdom Resort Area

1. Disney's Polynesian Village Resort
2. Disney's Polynesian Villas & Bungalows
3. Disney's Grand Floridian Resort & Spa
4. The Villas at Disney's Grand Floridian
5. Bay Lake Tower at Disney's Contemporary Resort
6. Disney's Contemporary Resort
7. The Villas at Disney's Wilderness Lodge
8. Disney's Wilderness Lodge
9. Disney's Fort Wilderness Resort & Campground

Epcot Resort Area

10. Disney's Caribbean Beach Resort
11. Disney's Beach Club Villas
12. Disney's Beach Club Resort
13. Disney's Yacht Club Resort
14. Walt Disney World Dolphin Hotel
15. Walt Disney World Swan Hotel
16. Disney's Boardwalk Villas
17. Disney's Boardwalk Inn

Disney's Animal Kingdom Resort Area

18. Disney's All-Star Sports Resort
19. Disney's All-Star Music Resort
20. Disney's All-Star Movies Resort
21. Disney's Animal Kingdom Lodge
22. Disney's Animal Kingdom Villas - Kidani Village
23. Disney's Coronado Springs Resort

Disney Springs Resort Area

24. Four Seasons Resort Orlando at Walt Disney World
25. Disney's Port Orleans Resort - Riverside
26. Disney's Port Orleans - French Quarter
27. Treehouse Villas at Disney Saratoga Springs Resort
28. Disney's Old Key West Resort
29. Disney's Saratoga Springs Resort & Spa
30. Buena Vista Palace Hotel & Spa
31. Best Western Lake Buena Vista Resort
32. Double Tree Suites Resort by Hilton
33. B Resort & Spa
34. Holiday Inn
35. Hilton Orlando Lake Buena Vista
36. Wyndham Lake Buena Vista Resort

ESPN Wide World of Sports Resort Area

37. Disney's Pop Century Resort
38. Disney's Art of Animation Resort

Golf Courses

- A. Disney's Magnolia Golf Course
- B. Disney's Palm Golf Course
- C. Disney's Lake Buena Vista Golf Course
- D. Disney's Oak Trail Golf Course

Miniature Golf Courses

- E. Disney's Winter Wonderland Course
- F. Disney's Fantasia Gardens Course

Important Terminology

Plan Ahead: Lightning Lane & Virtual Queues

Below is everything you need to know about Disney's Lightning Lane passes and virtual queues. See which attractions fall under each category so that you can better plan your visit in advance. Let's start with defining important vacation elements.

Lightning Lane Single Pass

For purchase

Guests can purchase up to two (2) Lightning Lane (LL) single passes per park day. Attractions available to purchase as a Lightning Lane single pass are considered 'more popular' and are not available for purchase under the Lightning Lane multi-pass. Each attraction available for a LL single pass is priced individually and the booking window is determined on whether a guest is staying a Disney resort hotel.

When to Book:

Lightning Lane single passes can be booked up to 7 days in advance for guests staying at a Walt Disney World resort hotel. Guests can book LL single passes for up to 14 park days. All other guests may book their passes 3 days in advance of their park visit.

Lightning Lane Multi Pass

For purchase

Guests can purchase a Lightning Lane multi-pass in advance of their visit, allowing them to choose up to an initial three (3) attractions with specific arrival times. On the park day, once a guest's first pass has been redeemed, they are then eligible to book an additional and available attraction. All three initial passes must be booked within the same park. Once the first pass has been redeemed, guests can then book an attraction in a different park if they have a park hopper admission ticket.

When to Book:

Lightning Lane multi-passes can be booked up to 7 days in advance for guests staying at a Walt Disney World resort hotel. Guests can book LL multi-passes for up to 14 park days. All other guests may book their passes 3 days in advance of their visit.

Lightning Lane Premier Pass

For purchase

Lightning Lane Premier Pass allows one-time entry to each available Lightning Lane experience (including top attractions) in one park to enjoy at your leisure that day (valid park admission required). Guests can walk up to any available attraction at any time during their day and get in the Lightning Lane queue. Passes are per person, per day and are more expensive than single pass and multi-pass. Passes are valid for only one park per day.

When to Book:

Lightning Lane premier passes can be booked up to 7 days in advance for guests staying at a Walt Disney World resort hotel. Guests can book LL premier passes for up to 14 park days. All other guests may book their passes 3 days in advance of their park visit.

Virtual Queue

Free

For attractions that require a virtual queue placement, the typical standby queue will not be available. To experience the attraction guests will need to secure a virtual queue pass in their My Disney Experience app. Guests can only hold one attraction virtual queue at a time. Once the attraction virtual queue is redeemed, guests can join another virtual queue if available.

When to Book:

Virtual queues can only be booked on the day of a park visit.

Video Guide

Watch Us Use Lightning Lane Multi Pass in the Parks!

We've used Lightning Lane multi pass in Disney Parks and have created this video guide to assist you in how to make and utilize your attraction selections. In this video guide you'll see:

- **How to Make Lightning Lane Selections** - Utilizing your My Disney Experience app to purchase and make Lightning Lane selections
- **How to Redeem Selections** - Using Lightning Lane passes for attractions at Disney Parks: for example, Magic Kingdom
- **The Value of Lightning Lane** - How many attractions can you expect to experience utilizing Lightning Lane multi pass? How much does it cost on average?
- **Which Attractions are Included with Lightning Lane Multi Pass?** Are the attractions you are looking forward to experiencing the most available using multi pass?

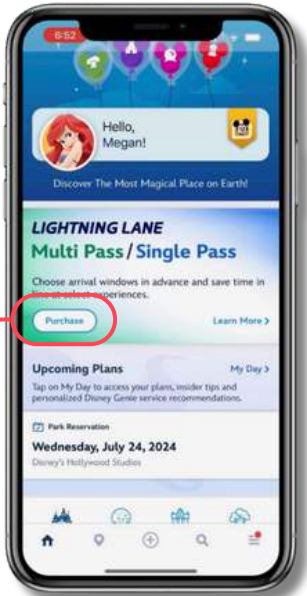


Purchasing, Selecting and Modifying Passes

1

Begin

Open your My Disney Experience App

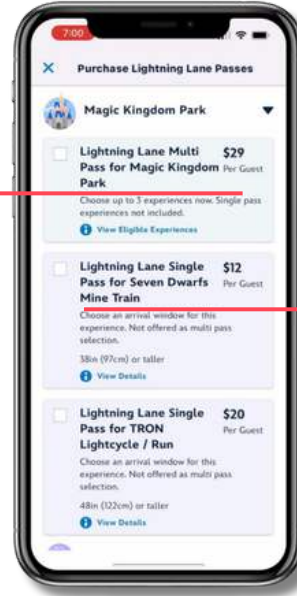


Select purchase under Lightning Lane Multi Pass/Single Pass

2

Purchase

Select Multi Pass or Single Pass



Make sure to select the pass you wish to purchase

Lightning Lane single pass will be below multi pass

3

Time to Choose

Select Your Experience

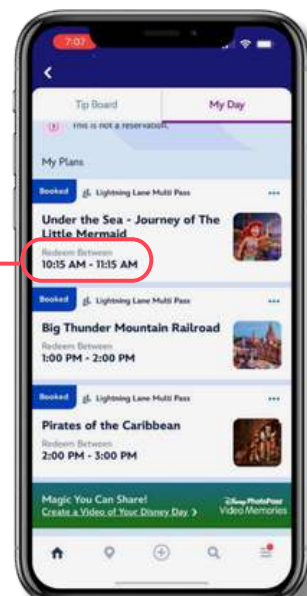


When purchasing multi pass, select your initial attractions

4

Plan Ahead

Confirm or Modify Times



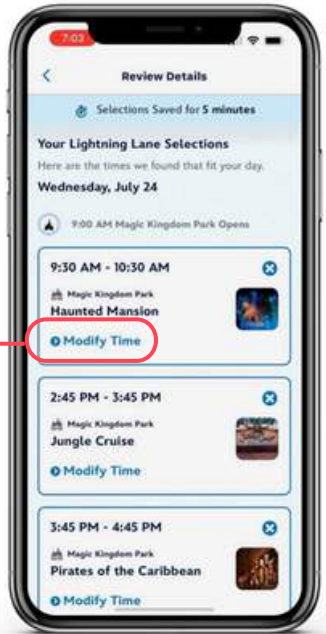
See your selections scheduled out for your park day

continued...

5

Modifying

Adjust your return times to fit your day

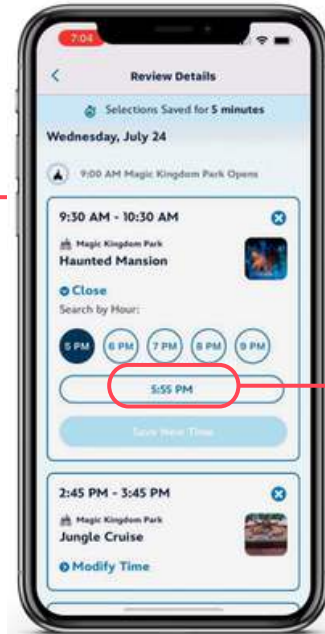


Modify your return time here

6

New Times

Select a better time for you



Search by a return time window

Select a return time from the list of availabilities

407&Beyond Park Tip

Some attractions are worth saving to experience at night, such as Magic Kingdom's Big Thunder Mountain Railroad and Jungle Cruise and Hollywood Studios' Slinky Dog Dash.

Once you're in the park and you enjoy your first multi pass experience, you may be able to make an additional selection (subject to availability). If your park admission includes Park Hopper benefits, you can even choose from multi pass experiences in other parks.

Enjoy photo perks. Receive digital downloads of select attraction photos and videos from your day, captured with Disney PhotoPass Service. Plus, access Disney PhotoPass Lenses.

Questions & Answers

How do I purchase Lightning Lane passes?

Lightning Lane passes can be purchased via the My Disney Experience app. Guests staying at a Walt Disney World resort hotel can begin purchasing 7 days in advance of your park visit, starting at 7:00 AM Eastern Time. Make sure that everyone in your party has valid theme park admission and park reservations for the same date, linked in the app—so you can purchase for everyone who is eligible. All other guests may book their passes 3 days in advance of their visit.

Can I purchase a Lightning Lane Multi Pass and Single Pass(es) for the same day in a single transaction?

Yes. You can purchase all Lightning Lane passes for your travel party for the same day in a single transaction (subject to eligibility). Making plans for multiple park days? After you purchase Lightning Lane passes for your first day, you can purchase a Lightning Lane pass or passes for another eligible park day. This can help you enjoy streamlined vacation planning, since you can make Lightning Lane plans for multiple days—all in the same day, before you arrive.

Are standby lines still an option?

Yes, traditional standby lines are still available at most attractions and experiences. From time to time a virtual queue – accessible via the My Disney Experience app – may be used for a limited number of the most demanded attractions. When the virtual queue is in place, a standby queue will not be available, and guests must use the My Disney Experience app to enter the attraction or experience.

How much do Lightning Lane passes cost?

Prices for Lightning Lane multi passes vary by date and theme park. Prices for Lightning single passes vary by date and attraction. You can view prices in the My Disney Experience app.

What will happen to my Lightning Lane passes if I cancel or modify my resort hotel reservation?

Lightning Lane multi-pass and single pass are both nonrefundable. If you cancel or modify your resort hotel reservation after you've already purchased Lightning Lane passes, then your selected attractions and arrival windows are subject to cancellation based on eligibility rules. When you become eligible to make Lightning Lane selections again, then you can use the My Disney Experience app to choose available Lightning Lane experiences and arrival windows for the pass you previously purchased.

My park admission includes Park Hopper benefits. How do I make Lightning Lane multi-pass selections for more than one park?

When you purchase a Lightning Lane multi-pass for a theme park, you'll be prompted to choose up to 3 multi-pass experiences and arrival windows in the same theme park. Once you redeem a selection on the day of your park visit, you can use the My Disney Experience app to choose another multi-pass experience in any Walt Disney World theme park (subject to availability), as long as you have a valid ticket with the Park Hopper option or an Annual Pass. The ability to visit another park is subject to the park's capacity limitations.

With Lightning Lane multi-pass, can I make different selections for some members of my travel party?

Yes. Lightning Lane multi-pass selections can be modified (subject to availability) so that some members of your travel party can enjoy different multi-pass experiences and/or arrival windows. Here's how: When purchasing Lightning Lane multi-passes for your travel party, you'll be prompted to select up to 3 multi-pass attractions or experiences—which must be the same for each member of your travel party at that time. After completing your purchase, you can modify the selected experiences and arrival windows for some members of your travel party, subject to availability. This gives your travel party flexibility—so you can share all the same Lightning Lane multi-pass selections or enjoy different experiences.

Disney's Magic Kingdom

Virtual Queue

Free

- No virtual queue attractions

Lightning Lane Single Pass

For purchase

- Seven Dwarfs Mine Train (38 inches)
- Tron Lightcycle Run (48 inches)

Lightning Lane Multi Pass

For purchase

Choose Up to One Experience From This Group

- Big Thunder Mountain Railroad (38in)
- Jungle Cruise (any height)
- Peter Pan's Flight (any height)
- Space Mountain (44in)
- Tiana's Bayou Adventure (40in)

Choose your Other 2 Experiences - or all 3 - From this Group:

- The Barnstormer (35in)
- Buzz Lightyear's Space Ranger Spin (any height)
- Dumbo the Flying Elephant (any height)
- Haunted Mansion (any height)
- "it's a small world" (any height)
- Mad Tea Party (any height)
- The Magic Carpets of Aladdin (any height)
- The Many Adventures of Winnie the Pooh (any height)
- Mickey's PhilharMagic (any height)
- Monster's Inc. Laugh Floor (any height)
- Pirates of the Caribbean (any height)
- Tomorrowland Speedway (32in)
- Under the Sea ~ Journey of the Little Mermaid (any height)

**height requirement in parentheses if applicable*



Planning Page

Your Preferred Selections

Virtual Queue

1. _____
2. _____

Lightning Lane Single Pass

Single Selection Ranking

1. _____
2. _____

Lightning Lane Multi Pass

Selection Ranking Group 1

1. _____
2. _____

Selection Ranking Group 2

1. _____
2. _____
3. _____
4. _____
5. _____
6. _____

407&Beyond Park Tip

'Rope dropping' is a term used when arriving to the park right before it opens to be one of the first guests to head straight to the first attraction of the day. Rope dropping may be a great way to experience an attraction using the standard queue.



Virtual Queue

Free

- No virtual queue attractions

Lightning Lane Single Pass

For purchase

- Guardians of the Galaxy: Cosmic Rewind (42 inches)

Lightning Lane Multi Pass

For purchase

Choose Up to One Experience From This Group

- Frozen Ever After (any height)
- Remy's Ratatouille Adventure (any height)
- Test Track (40in)

Choose your Other 2 Experiences - or all 3 - From this Group:

- Disney and Pixar Short Film Festival (any height)
- Journey Into Imagination with Figment (any height)
- Living with the Land (any height)
- Mission: SPACE (40in)
- The Seas with Nemo & Friends (any height)
- Soarin' Around the World (40in)
- Spaceship Earth (any height)
- Turtle Talk with Crush (any height)

**height requirement in parentheses if applicable*



Planning Page

Your Preferred Selections

Virtual Queue

1. _____
2. _____

Lightning Lane Single Pass

Single Selection Ranking

1. _____
2. _____

Lightning Lane Multi Pass

Selection Ranking Group 1

1. _____
2. _____

Selection Ranking Group 2

1. _____
2. _____
3. _____
4. _____
5. _____
6. _____

407&Beyond Park Tip

Walt Disney World is known for its spectacular nighttime shows and entertainment. Building in time to experience a nighttime show like “Happily Ever After” or Fantasmic” is a great way to end your park day. However, if nighttime shows are not your thing, utilize this time to enjoy attractions with lower wait times!



Disney's Hollywood Studios

Virtual Queue

Free

- No virtual queue attractions

Lightning Lane Single Pass

For purchase

- Star Wars: Rise of the Resistance (40in)

Lightning Lane Multi Pass

For purchase

Choose Up to One Experience From This Group

- Mickey & Minnie's Runaway Railway (any height)
- Millennium Falcon: Smugglers Run (38in)
- Rock 'n' Roller Coaster Starring The Muppets (48in)
- Slinky Dog Dash (38in)

Choose your Other 2 Experiences - or all 3 - From this Group:

- Alien Swirling Saucers (32in)
- Beauty and the Beast Live on Stage (any height)
- Disney Jr. Mickey Mouse Clubhouse Live! (any height)
- For the First Time in Forever: A Frozen Sing-Along Celebration (any height)
- Indiana Jones Epic Stunt Spectacular (any height)
- The Little Mermaid - A Musical Adventure (any height)
- Star Tours - The Adventures Continue (40in)
- The Twilight Zone Tower of Terror (40in)
- Toy Story Mania (any height)

**height requirement in parentheses if applicable*



Planning Page

Your Preferred Selections

Virtual Queue

1. _____
2. _____

Lightning Lane Single Pass

Single Selection Ranking

1. _____
2. _____

Lightning Lane Multi Pass

Selection Ranking Group 1

1. _____
2. _____

Selection Ranking Group 2

1. _____
2. _____
3. _____
4. _____
5. _____
6. _____

407&Beyond Park Tip

Star Wars Rise of the Resistance now has a single rider line for those guests who don't mind riding with other guests. Utilize the new single rider queue to potentially save time from the standby queue and experience the one of a kind attraction more than once!



Disney's Animal Kingdom

Virtual Queue

Free

- No virtual queue attractions

Lightning Lane Single Pass

For purchase

- Avatar Flight of Passage (44in)

Lightning Lane Multi Pass

For purchase

Chose Up to Three Experiences From This Group

- Expedition Everest – Legend of the Forbidden Mountain (44in)
- Feathered Friends in Flight (any height)
- Festival of the Lion King (any height)
- Finding Nemo (The Big Blue and Beyond!) (any height)
- Kali River Rapids (38in)
- Kilimanjaro Safaris (any height)
- Na'vi River Journey (any height)
- Zootopia: Better Together (any height)

**height requirement in parentheses if applicable*



Planning Page

Your Preferred Selections

Virtual Queue

1. _____
2. _____

Lightning Lane Single Pass


Single Selection Ranking

1. _____
2. _____

Lightning Lane Multi Pass

Selection Ranking

1. _____
2. _____
3. _____
4. _____
5. _____
6. _____



407&Beyond Park Tip

Don't forget to experience some of the attractions not on the Lightning Lane Multi Pass list like Maharajah Jungle Trek and Tree of Life trails. Animal Kingdom has beautiful, relaxing scenery, and it's the perfect place to experience a slower paced day.

Have a Fantastic Vacation!

